

Yuan Dong

奉化市远东车辆部件有限公司

Fenghua Yuandong Auto Parts Limited Company

Hawks TM

奉化市哈克斯自动化设备有限公司

Fenghua Hawks Automatic Equipment Limited Company

Right angle Series pulse valve

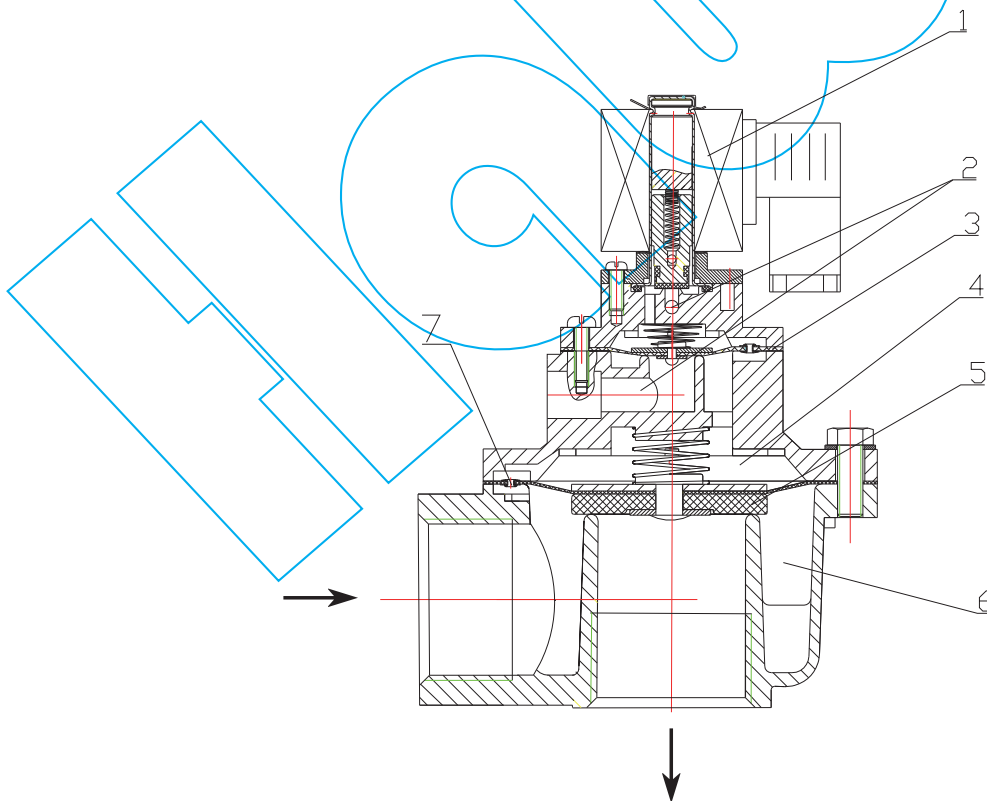
Working principle

1. Electromagnetic pulse valve consists of an electromagnetic pilot head, diaphragm and a valve body, a diaphragm cavity after an area larger than the front cavity area, pressure force, so that the film is in the closed position.

2. Electronic instrument input signals, so that the electromagnetic pilot head is movable column, opens the discharge hole, after the diaphragm cavity pressure gas discharge quickly, before the diaphragm cavity pressure gas lift the diaphragm, open channel, pulse valve for injection.

3. Electric pulse signal disappears, electromagnetic pilot head spring to move the column reset immediately closed unloading hole, after the diaphragm cavity gas pressure and spring force so that the diaphragm closes the passageway, valve stop blowing.

4. Diaphragm damping hole on the movable column, when the pilot head lift gas pressure unloading, the damping the effects of airflow, when unloading hole closed, so that the pressure of the gas to rapidly filled with rear cavity, the diaphragm closes the passageway, stop blowing.



1-Electromagnetic coil

2-Discharge hole

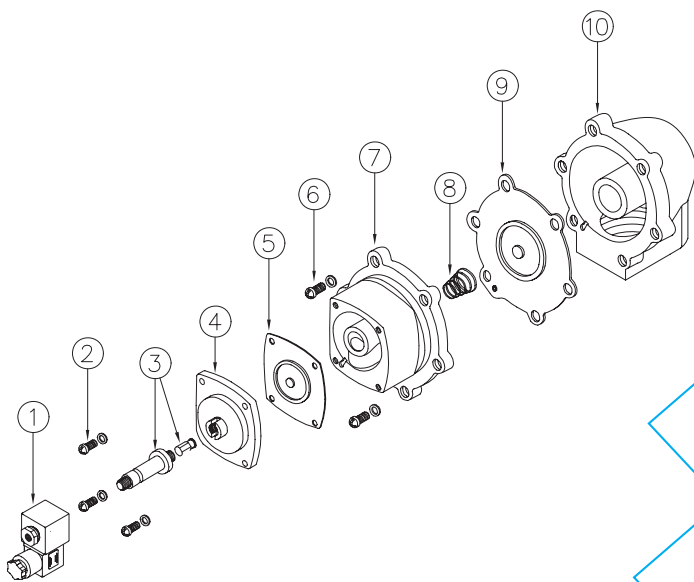
3-Small diaphragm

4-After the diaphragm cavity

5-Large diaphragm

6-Diaphragm chamber

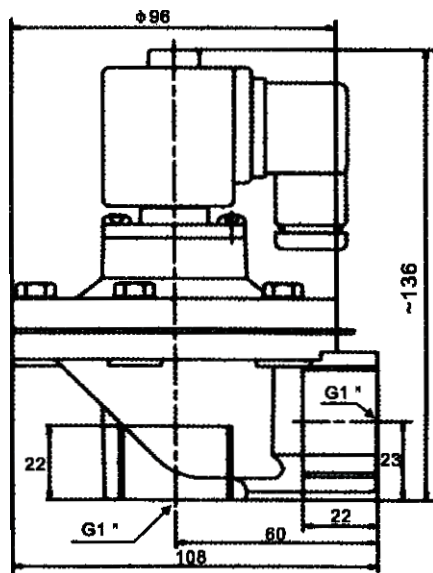
7-Damping hole



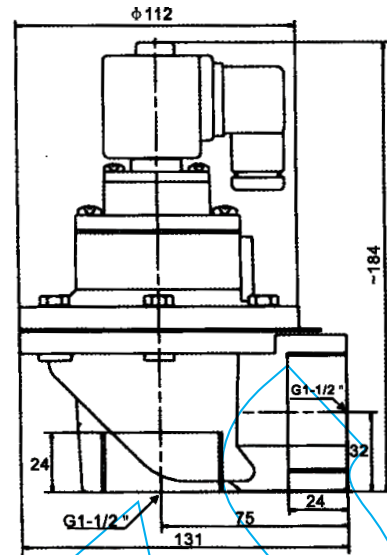
NO.	DESCRIPTION
1	Coil+Connector
2	Screws+Washer
3	Pole assembly
4	Cover
5	Diaphragm
6	Screws + Washer
7	Main cover
8	Spring
9	Main diaphragm
10	Body



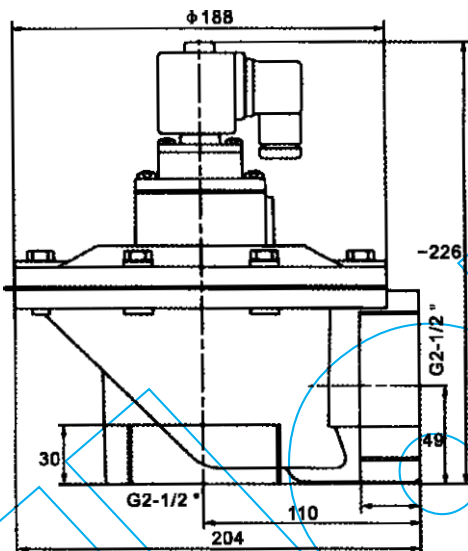
Working-pressure	0.3~0.6MPa
Ambient Temperature	-25~55℃
Relative Humidity	<85%
Working Medium	Clean Air
Voltage	AC100V/AC220V/DC24V
Diaphragm Life	Over One Million Cycles



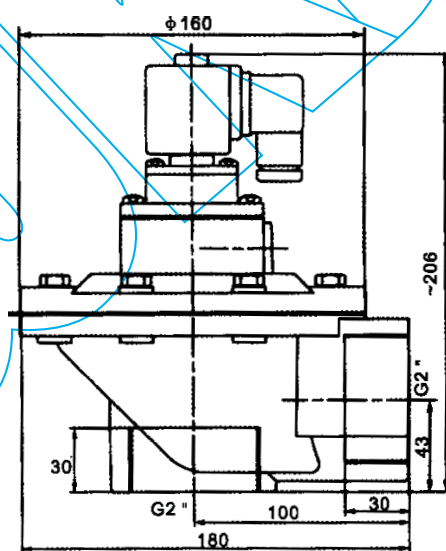
DMF-Z-25



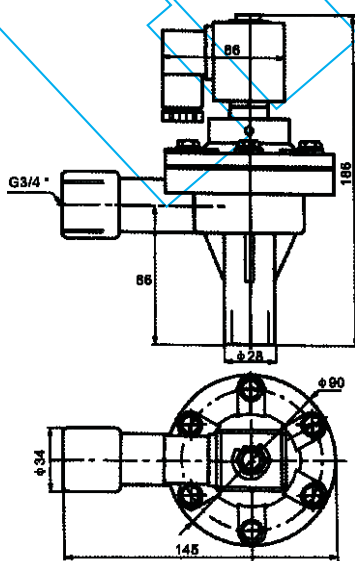
DMF-Z-40S



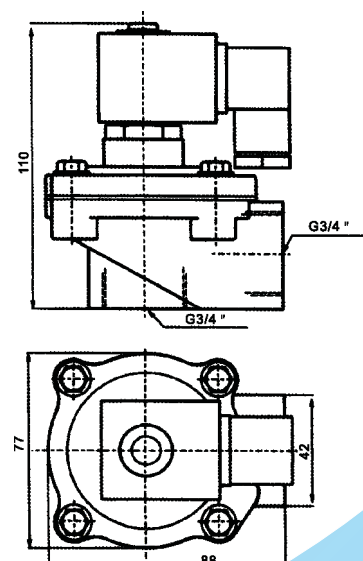
DMF-Z-62S



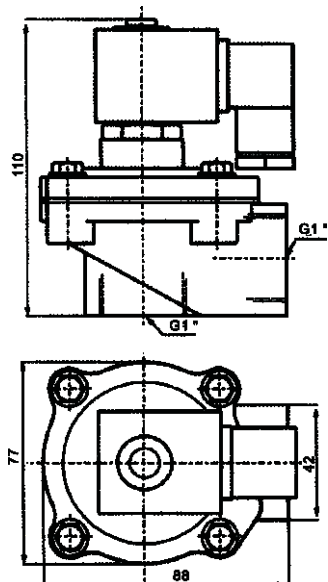
DMF-Z-50S



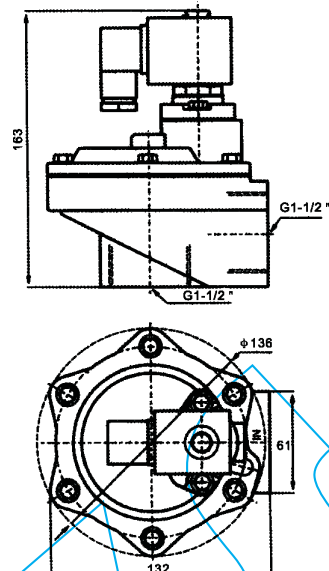
AMF-20A



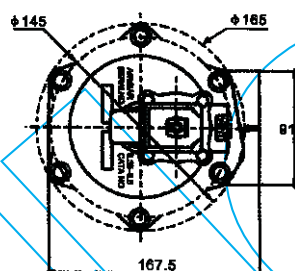
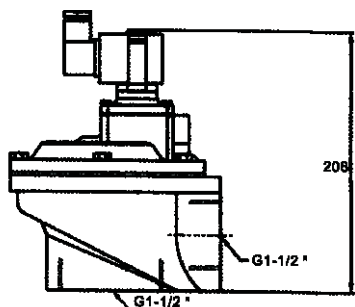
AMF-20



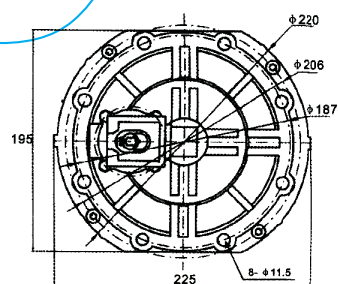
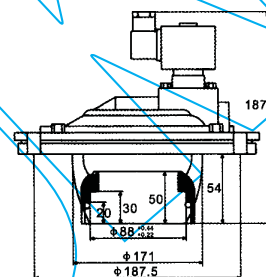
AMF-25



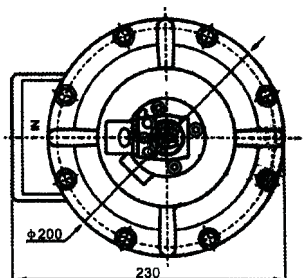
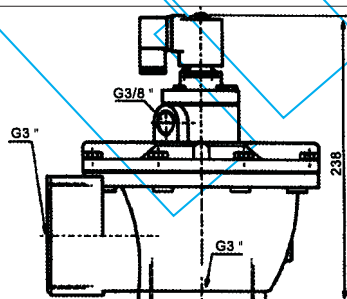
AMF-40



AMF-65



AYMF-76



MCF-76

Submerged Series pulse valve

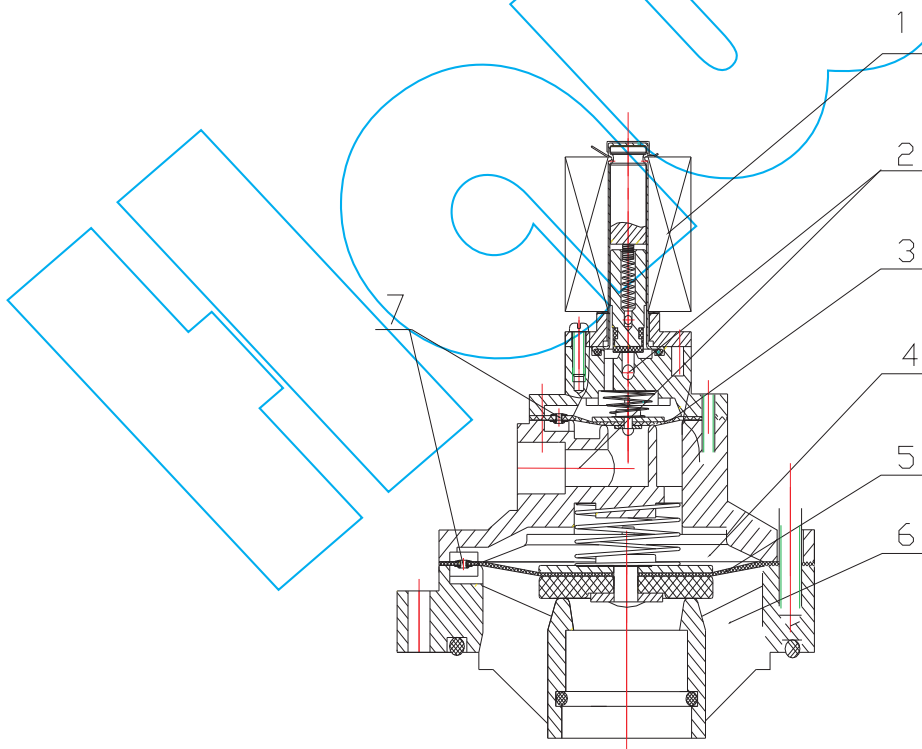
Working principle

1. Electromagnetic pulse valve consists of an electromagnetic pilot head, diaphragm and a valve body, a diaphragm cavity after an area larger than the front cavity area, pressure force, so that the film is in the closed position.

2. Electronic instrument input signals, so that the electromagnetic pilot head is movable column, opens the discharge hole, after the diaphragm cavity pressure gas discharge quickly, before the diaphragm cavity pressure gas lift valve diaphragm, open channel pulse blowing.

3. Electrical signal disappears, electromagnetic pilot head spring to move the column reset immediately closed unloading hole, after the diaphragm cavity gas pressure and spring force so that the diaphragm closes the passageway, valve stop blowing.

4. Diaphragm damping hole on the movable column, when the pilot head lift, gas pressure unloading, the damping the effects of airflow, when unloading hole closed, so that the pressure of the gas to rapidly filled with rear cavity, the diaphragm closes the passageway, stop blowing.



1-Electromagnetic coil

2-Discharge hole

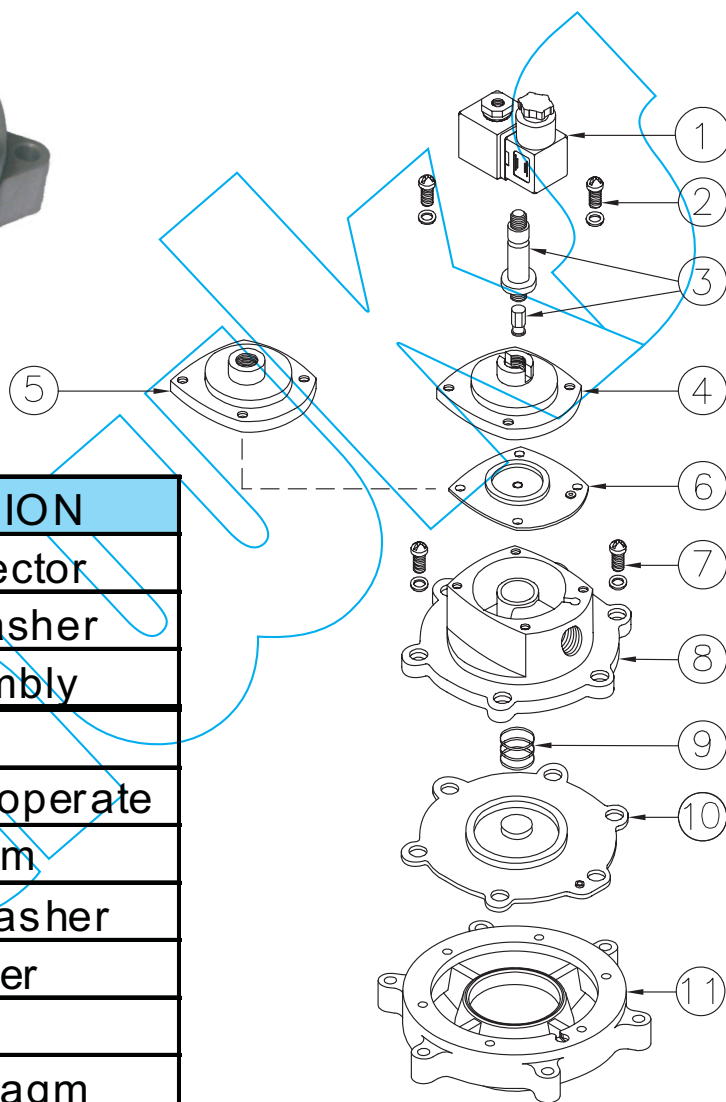
3-Small diaphragm

4-After the diaphragm cavity

5-Large diaphragm

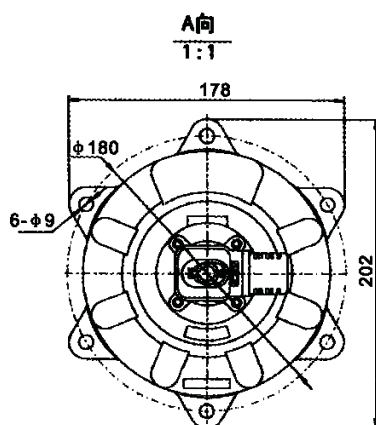
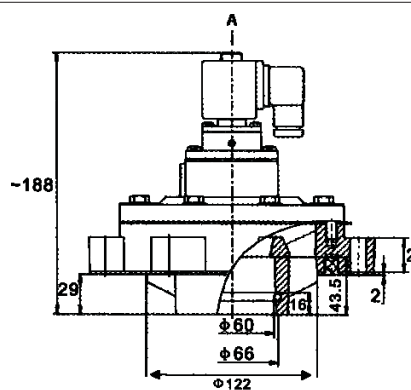
6-Diaphragm chamber

7-Damping hole

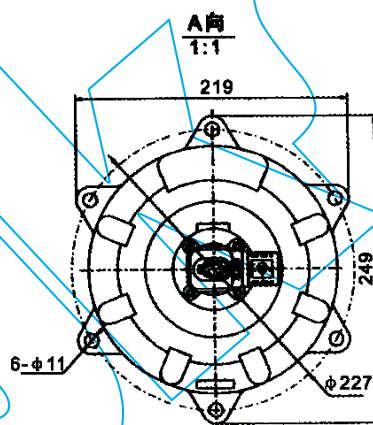
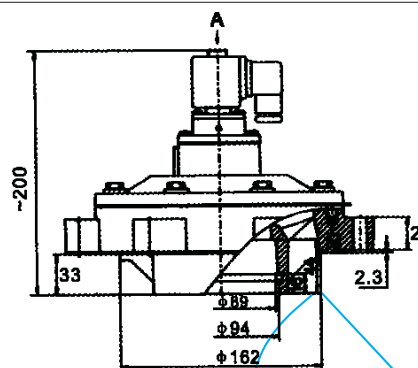


NO.	DESCRIPTION
1	Coil+Connector
2	Screws+Washer
3	Pole assembly
4	Cover
5	Cover remote operate
6	Diaphragm
7	Screws + Washer
8	Main cover
9	Spring
10	Main diaphragm
11	Body

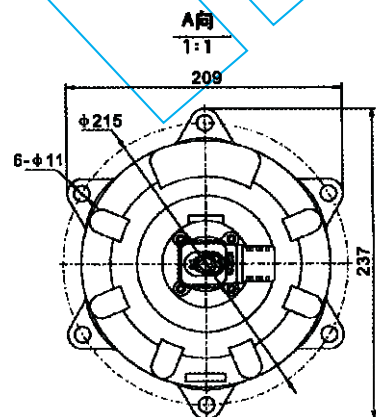
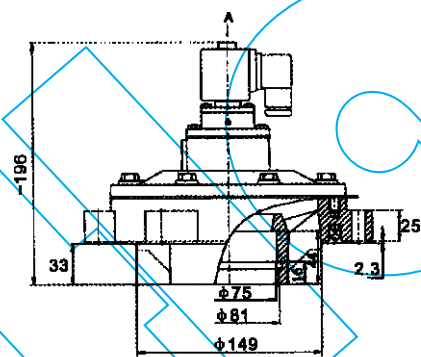
Working-pressure	0.3~0.6MPa
Ambient Temperature	-25~55℃
Relative Humidity	<85%
Working Medium	Clean Air
Voltage	AC100V/AC220V/DC24V
Diaphragm Life	Over One Million Cycles



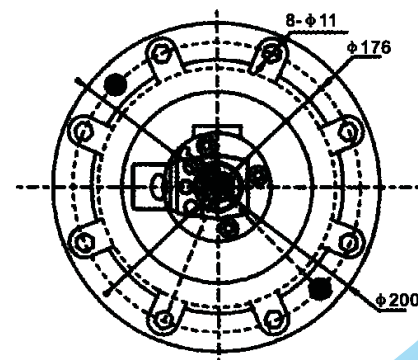
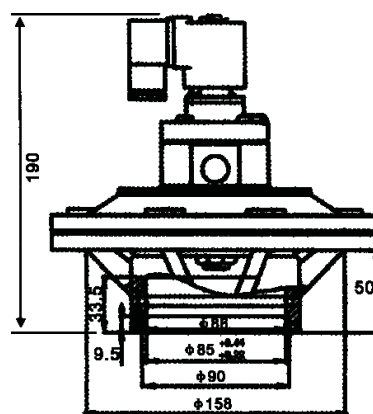
DMF-Y-50S



DMF-Y-76S



DMF-Y-62S



DYM-89

DMF-ZM Series pulse valve

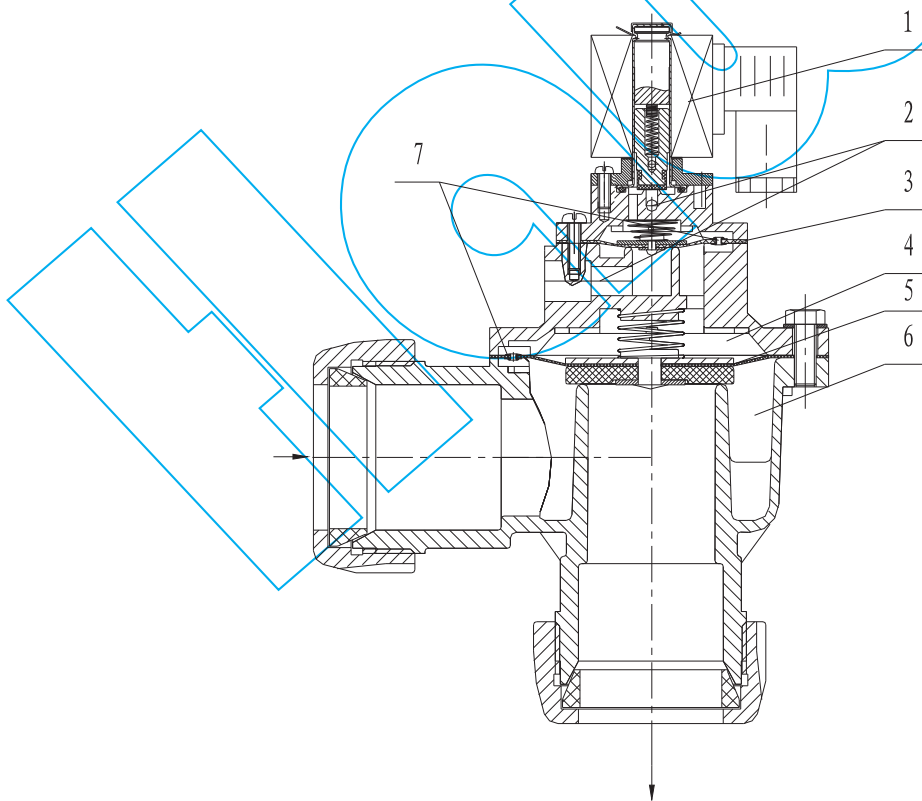
Working principle

1. Electromagnetic pulse valve consists of an electromagnetic pilot head, diaphragm and a valve body, a diaphragm cavity after an area larger than the front cavity area, pressure force, so that the film is in the closed position.

2. Electronic instrument input signals, so that the electromagnetic pilot head is movable column, opens the discharge hole, after the diaphragm cavity pressure gas discharge quickly, before the diaphragm cavity pressure gas lift valve diaphragm, open channel pulse blowing.

3. Electrical signal disappears, electromagnetic pilot head spring to move the column reset immediately closed unloading hole, after the diaphragm cavity gas pressure and spring force so that the diaphragm closes the passageway, valve stop blowing.

4. Diaphragm damping hole on the movable column, when the pilot head lift, gas pressure unloading, the damping the effects of airflow, when unloading hole closed, so that the pressure of the gas to rapidly filled with rear cavity, the diaphragm closes the passageway, stop blowing.



1-Electromagnetic coil

2-Discharge hole


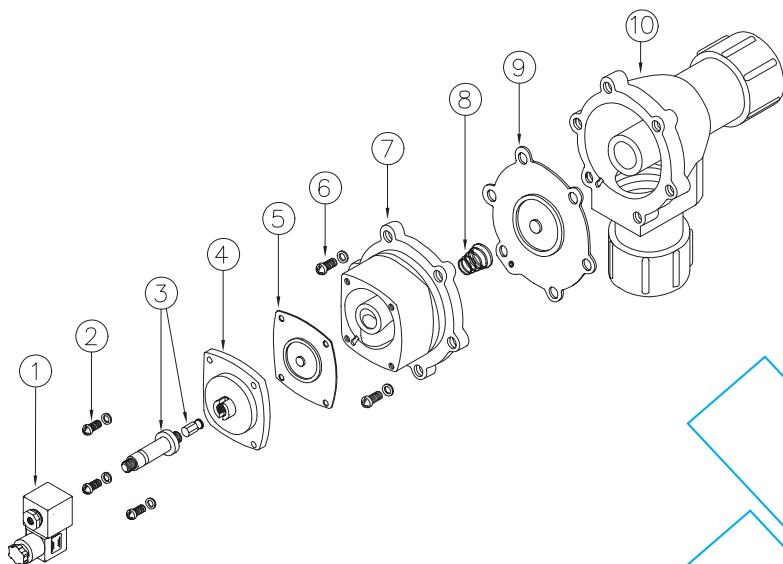
3-Small diaphragm

4-After the diaphragm cavity

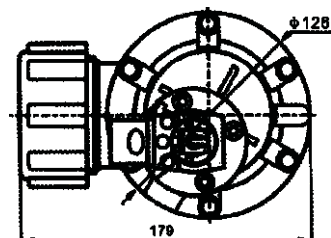
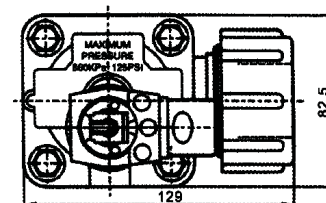
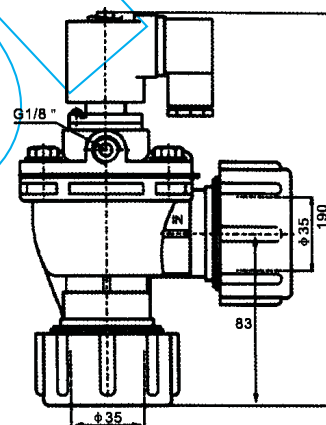
5-Large diaphragm

6-Diaphragm chamber

7-Damping hole



NO.	DESCRIPTION
1	Coil+Connector
2	Screws+Washer
3	Pole assembly
4	Cover
5	Diaphragm
6	Screws + Washer
7	Main cover
8	Spring
9	Main diaphragm
10	Body



Working-pressure	0.3~0.6MPa
Ambient Temperature	-25~55℃
Relative Humidity	<85%
Working Medium	Clean Air
Voltage	AC100V/AC220V/DC24V
Diaphragm Life	Over One Million Cycles

MCF-25DD
MCF-45DD

Fenghua Yuandong Auto Parts Co., Ltd.
Fenghua Hawks Automatic Equipment Co., Ltd.
Fenghua Haks Import and Export Co., Ltd.

Address: No. 278 Yuelin Road East, Fenghua, Ningbo, Zhejiang Province, 315500, P.R.China

Tel: +86-574-88912193,88912911

Fax: +86-574-88935669

Email: info@cn-hawks.com

Web: [Http:// www.cn-hawks.com](http://www.cn-hawks.com)

@2011 Fenghua Yuandong Auto Parts Co., Ltd. All rights reserved.

We reserve the rights to modify without notice.